

# SUBURB REPORT

Professionals\*

Horningsea Park NSW 2171

Stuart Zullo 0418 663105 / Sam Loschiavo 0475 739071

Phone: 02 9731 6204



CoreLogic®



**35km**  
Distance from GPO



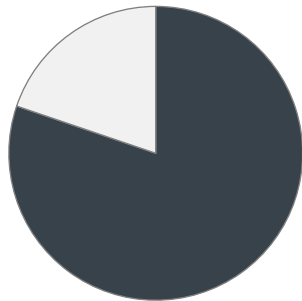
**3.7k**  
Population

**↑1.6%**  
5 year population change



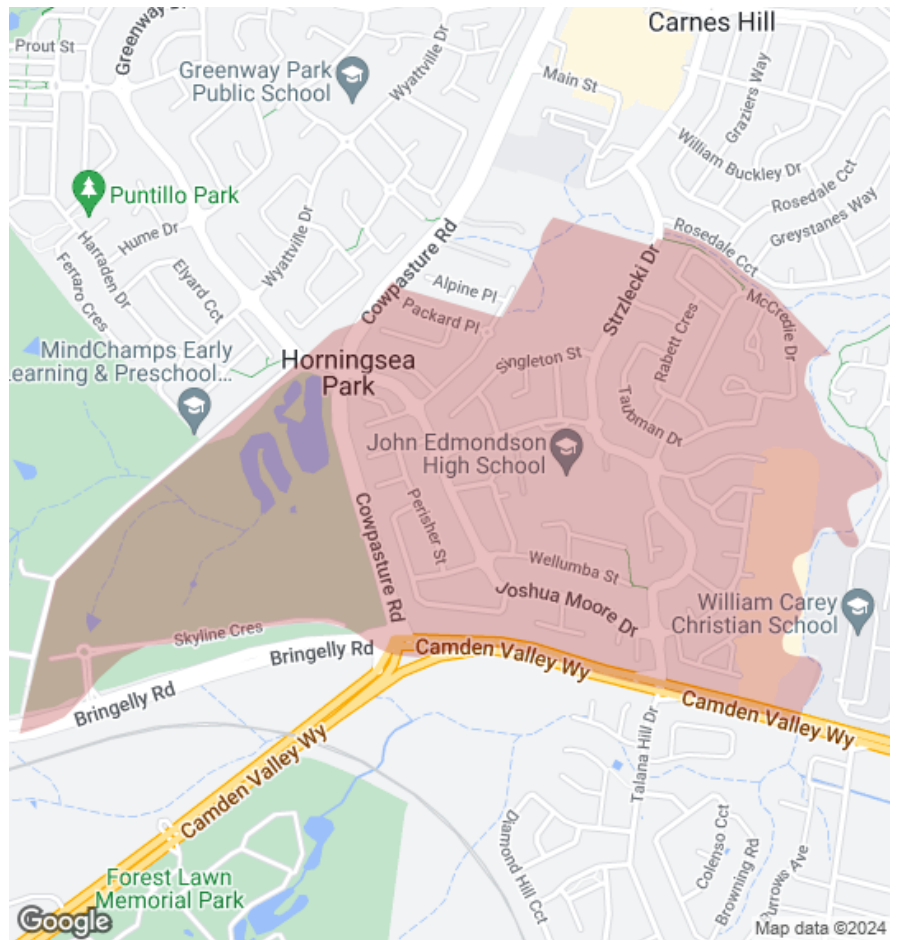
**-**  
Average length of ownership

20%



80%

■ Owner Occupiers ■ Renters



The size of Horningsea Park is approximately 1.5 square kilometres. It has 12 parks covering nearly 35.2% of total area. The population of Horningsea Park in 2011 was 3,668 people. By 2016 the population was 3,727 showing a population growth of 1.6% in the area during that time. The predominant age group in Horningsea Park is 10-19 years. Households in Horningsea Park are primarily couples with children and are likely to be repaying \$1800 - \$2399 per month on mortgage repayments. In general, people in Horningsea Park work in a professional occupation. In 2011, 81.8% of the homes in Horningsea Park were owner-occupied compared with 78.1% in 2016. Currently the median sales price of houses in the area is \$970,000.

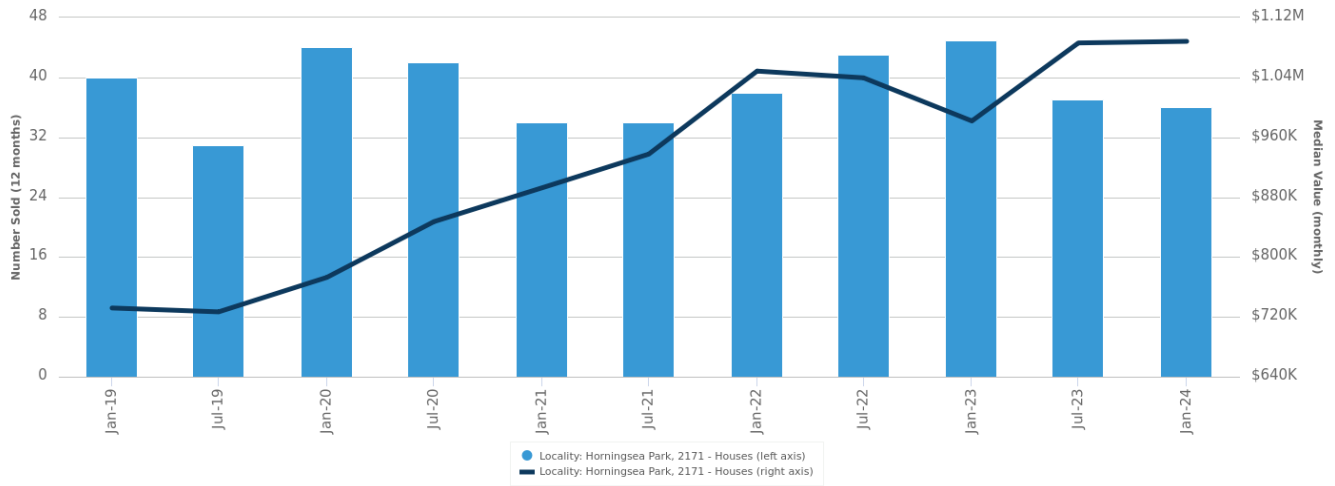
	Total dwellings	Total new listings*	Median Value	Total number currently listed
	1,024	33	\$1,135,734	0
	9	1	\$835,229	1

\*Total number of unique properties listed for sale over the past 12 months.

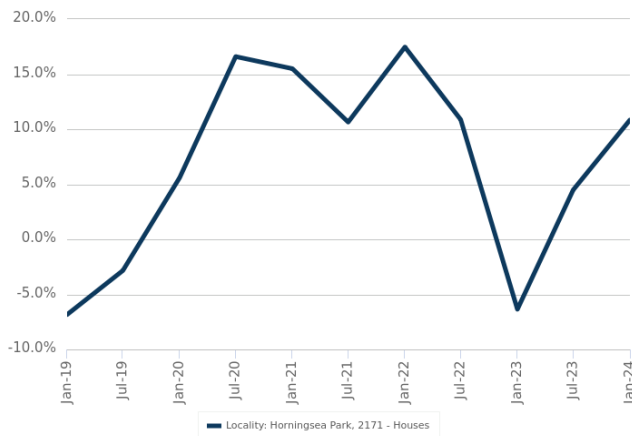


## Houses: For Sale

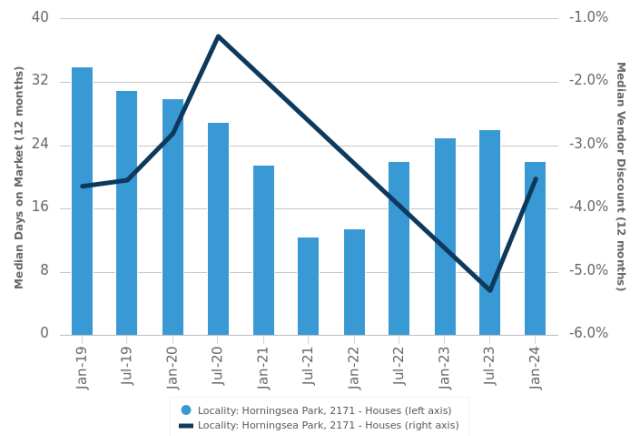
Number Sold vs. Median Value (monthly)



Change in Median Value



Median Days on Market vs. Median Vendor Discount



\$\$\$

Upper Quartile Price\*

\$1,100,000

The 75th percentile sale price of sales over the past 12 months within the suburb.

\$\$

Median Price\*

\$970,000

The middle sale price of all transactions recorded over the past 12 months within the suburb. Note that sale prices lower than \$10,000 and higher than \$80,000,000 are excluded from the analysis.

\$

Lower Quartile Price\*

\$905,000

The 25th percentile sale price of sales over the past 12 months within the suburb.

\*Statistics are calculated over a rolling 12 month period

## Houses: Market Activity Snapshot

### On The Market

0

2  
BEDROOMS

### Recently Sold

0

There are no 2 bedroom Houses on the market in this suburb There are no recently sold 2 bedroom Houses in this suburb

0

3  
BEDROOMS

6

There are no 3 bedroom Houses on the market in this suburb



**38 Horningsea Park Drive**  
Horningsea Park NSW 2171

Sold on 06 May 2024  
\$855,000\*

1  
 2  
 444m<sup>2</sup>



**16 Brindabella Drive**  
Horningsea Park NSW 2171

Sold on 17 Feb 2024  
\$926,000

2  
 2  
 505m<sup>2</sup>

0

4  
BEDROOMS

5

There are no 4 bedroom Houses on the market in this suburb



**2 Skain Place** Horningsea  
Park NSW 2171

Sold on 13 Mar 2024  
\$1

2  
 2  
 272m<sup>2</sup>



**21 Peppercorn Place**  
Horningsea Park NSW 2171

Sold on 09 Mar 2024  
\$1,150,000

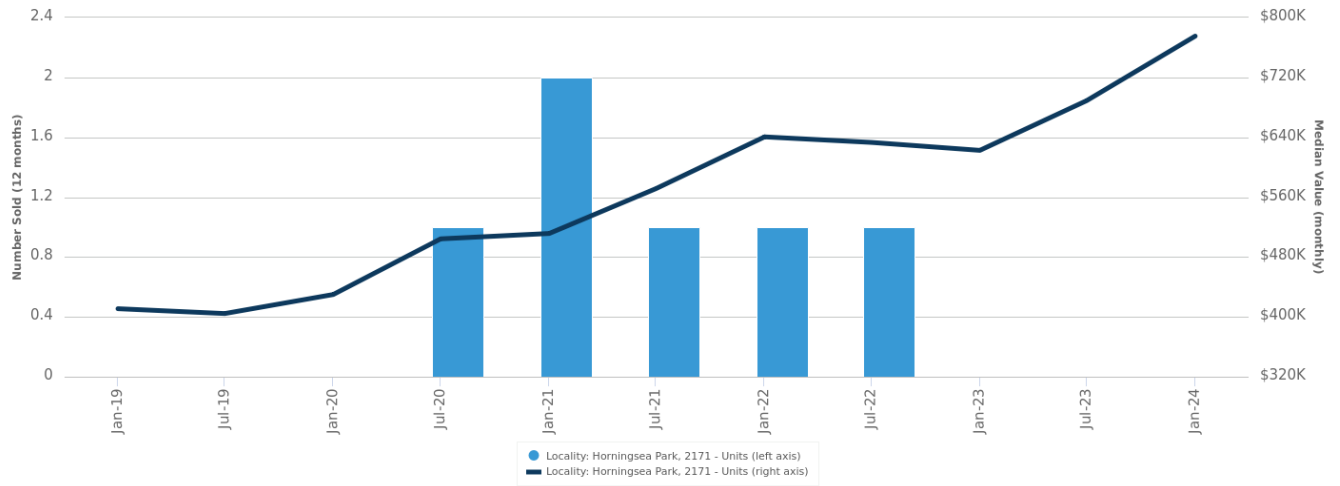
2  
 2  
 582m<sup>2</sup>

= number of houses currently On the Market or Sold within the last 6 months

\*Agent advised

## Units: For Sale

Number Sold vs. Median Value (monthly)



## Units: Market Activity Snapshot

### On The Market



There are no 1 bedroom Units on the market in this suburb

### Recently Sold



There are no recently sold 1 bedroom Units in this suburb



There are no 2 bedroom Units on the market in this suburb



There are no recently sold 2 bedroom Units in this suburb



4/20 Packard Place  
Horningsea Park NSW 2171

Listed on 06 May 2024  
\$740,000 - \$780,000



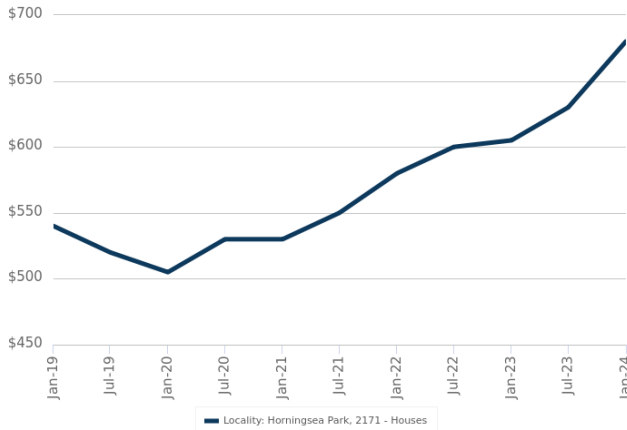
There are no recently sold 3 bedroom Units in this suburb



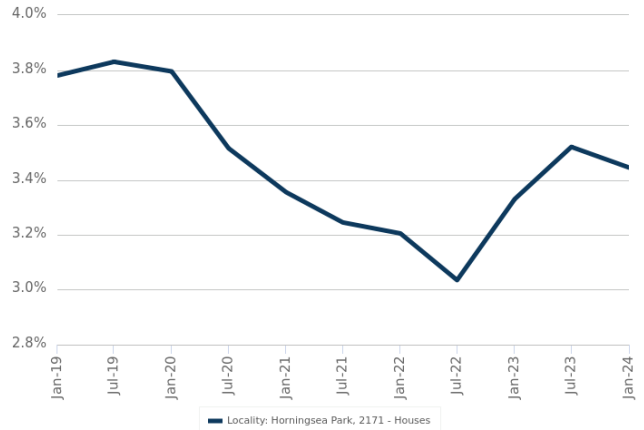
= number of units currently On the Market or Sold within the last 6 months

## Houses: For Rent

Median Asking Rent (12 months)



Indicative Gross Rental Yield (12 months)



## Houses: Rental Activity Snapshot

### For Rent

0

2  
BEDROOMS

There are no 2 bedroom Houses for rent in this suburb

1

3  
BEDROOMS



**16 Bunroy Street**  
Horningsea Park NSW 2171

Listed on 06 May 2024  
\$650/W

1

2

466m<sup>2</sup>

1

4  
BEDROOMS



**1b Skain Place**  
Horningsea Park NSW 2171

Listed on 06 May 2024  
\$730/W

-

3

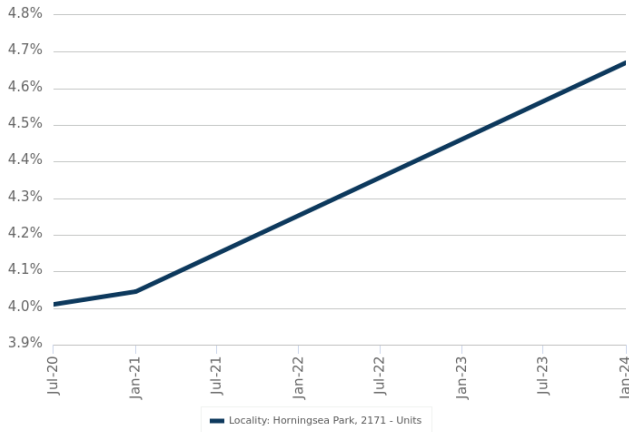
281m<sup>2</sup>



= number of houses observed as On the Market for Rent within the last month

## Units: For Rent

Indicative Gross Rental Yield (12 months)



## Units: Rental Activity Snapshot

For Rent



0



1

BEDROOMS

There are no 1 bedroom Units for rent in this suburb



0



2

BEDROOMS

There are no 2 bedroom Units for rent in this suburb



0



3

BEDROOMS

There are no 3 bedroom Units for rent in this suburb



= number of units observed as On the Market for Rent within the last month



## DISCLAIMER

### Copyright

This publication reproduces materials and content owned or licenced by CoreLogic and may include data, statistics, estimates, indices, photographs, maps, tools, calculators (including their outputs), commentary, reports and other information (CoreLogic Data).

### CoreLogic Standard Disclaimer

The CoreLogic Data provided in this publication is of a general nature and should not be construed as specific advice or relied upon in lieu of appropriate professional advice.

While CoreLogic uses commercially reasonable efforts to ensure the CoreLogic Data is current, CoreLogic does not warrant the accuracy, currency or completeness of the CoreLogic Data and to the full extent permitted by law excludes liability for any loss or damage howsoever arising (including through negligence) in connection with the CoreLogic Data.

This publication contains data and statistics provided by the Australian Bureau of Statistics, available at <http://www.abs.gov.au/> and reproduced under Creative Commons Attribution 2.5 <http://creativecommons.org/licenses/by/2.5/au/legalcode>.

### Mapping Data

A map showing an area or boundaries of a property is indicative only and may not be complete or accurate.

### State and Territory Data

Contains property sales information provided under licence from the Land and Property Information ("LPI"). RP Data Pty Ltd trading as CoreLogic is authorised as a Property Sales Information provider by the LPI.

If you have any questions or concerns about the information in this report, please contact our customer care team.

Within Australia: **1300 734 318**  
Outside Australia: **(+61) 7 3114 9999**  
Email us: [customercare@corelogic.com.au](mailto:customercare@corelogic.com.au)